



# Boraam Industries

## NAPA BAKER'S RACK - BASE

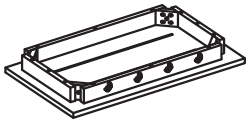
### ASSEMBLY INSTRUCTIONS

- All required tools are included.
- Locate and inspect all parts for missing items or damage prior to assembly.
- Do not dispose of packing materials until assembly is completed
- Assemble item on a soft, clean surface to prevent damage to the item.
- Proper assembly requires 2 people.

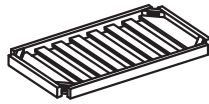
PART LIST		
ITEM	DESCRIPTION	QTY'
A	Top	1 PC
B	Middle shelf	1 PC
C	Bottom Shelf	1 PC
D	Table Leg	4 PCS
E	Back Support Bar	2 PCS

HARDWARE LIST			
NO.	DESCRIPTION	SKETCH	QTY'
1	JCBC Bolt M6 x 50mm		16 PCS
2	Spring Washer M6 x 13mm		16 PCS
3	Flat Washer M6 x 19mm		16 PCS
4	Crew 4 x 25mm		12 PCS
5	Allen Wrench M4		1 PC

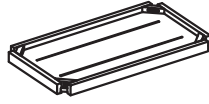
A



B



C



D



E

