






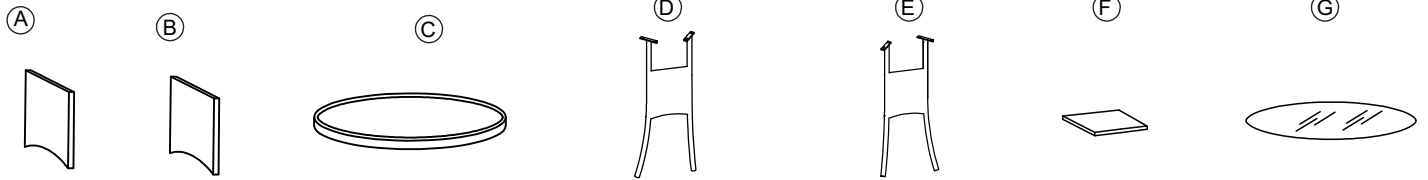
# Boraam Industries

## BISTRO2 TABLE Assembly Instructions

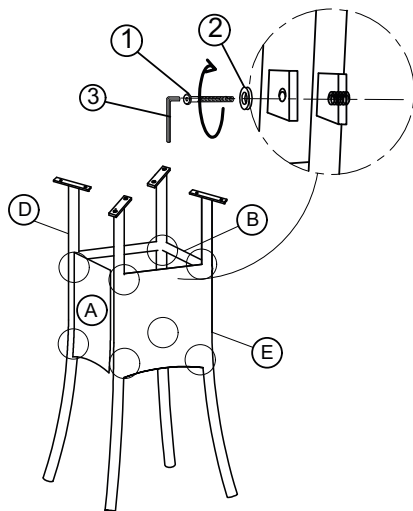
- **Tools Included**
- **Do not throw away packing materials until assembly is complete**
- **Assemble this item on a soft, clean surface to protect the product**
- **Proper assembly requires 2 People**
- **Make sure all parts are included prior to assembly**

PART LIST		
NO.	DESCRIPTION	QTY
A	Back	1
B	Front	1
C	Table Top	1
D	Left Leg	1
E	Right Leg	1
F	Top	1
G	Glass	1

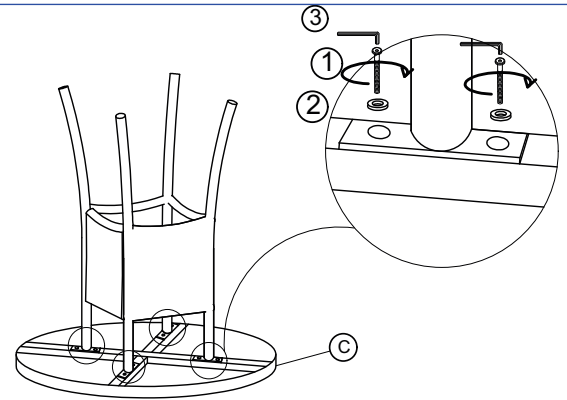
HARDWARE LIST			
NO	DESCRIPTION	SKETCH	QTY
1	Bolt M6x25mm		16
2	Flat Washer 1/4" x 16mm		16
3	Allen Wrench M4		1




### Step 1



### Step 2



### Step 3



### Step 4

