

HATHAWAY DINING TABLE  
ASSEMBLY INSTRUCTIONS  
17124/17125





customerservice@burnhamhomedesign.com



[www.burnhamhomedesign.com](http://www.burnhamhomedesign.com)



(847) 949-6300 (M-F, 9am-5pm CST)



- We're here to help!



- Missing a part?



- Item or parts damaged?

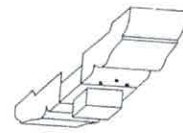


- Have questions about assembling your item?

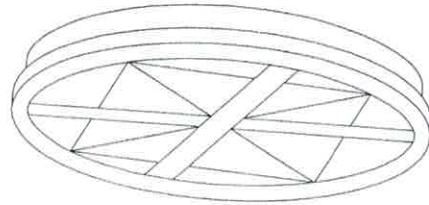


PLEASE READ ME FIRST

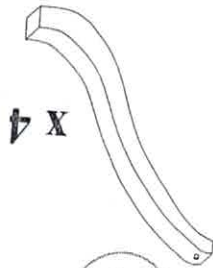




3

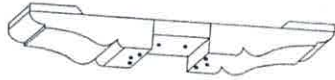


1



X 4

4



2

M8x100mm  
12 PCS



A

M8x60mm  
6 PCS




B

18 PCS



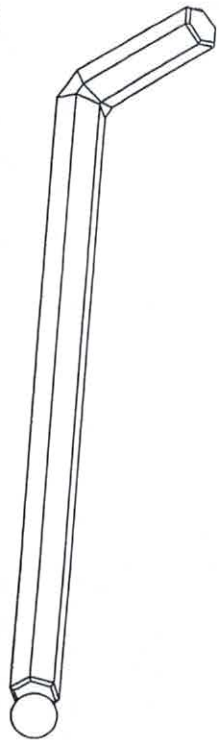
C

18 PCS







D

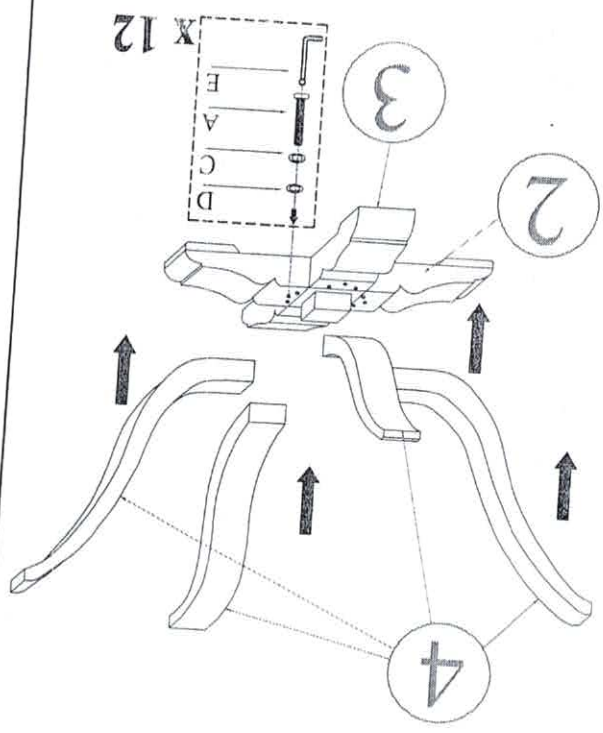
1 PC







E

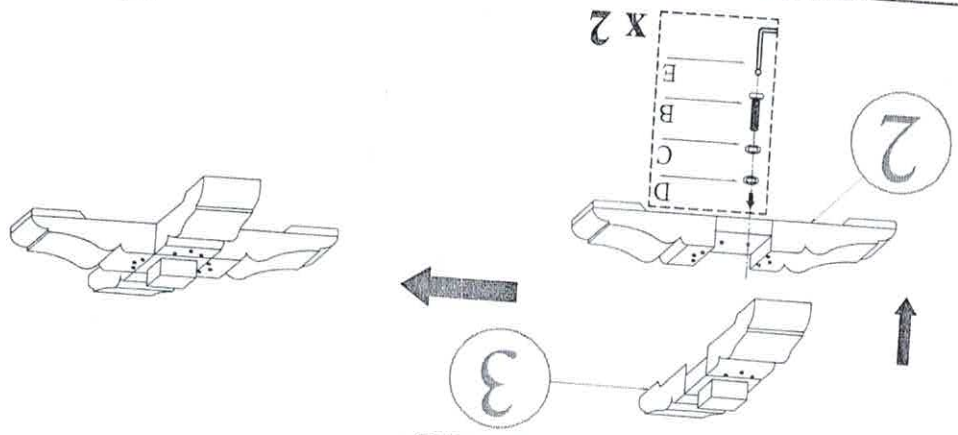
02

|        |   |          |
|--------|---|----------|
| 12 PCS |  | <b>A</b> |
| 12 PCS |  | <b>C</b> |
| 12 PCS |   | <b>D</b> |
| 1 PC   |    | <b>E</b> |

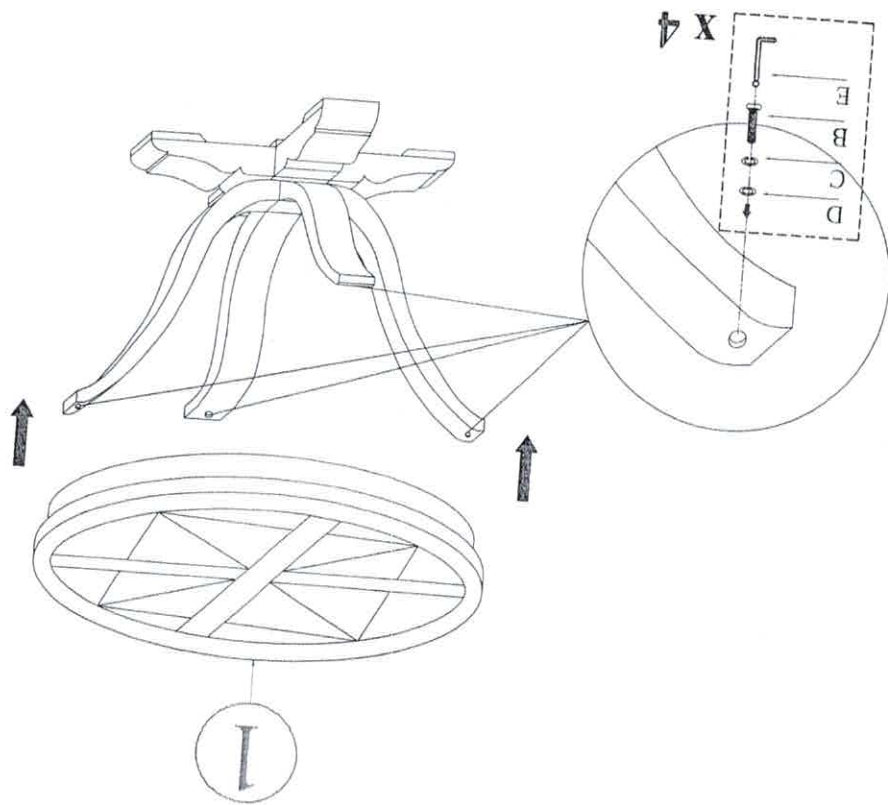






01

|       |   |          |
|-------|---|----------|
| 2 PCS |  | <b>B</b> |
| 2 PCS |  | <b>C</b> |
| 2 PCS |    | <b>D</b> |
| 1 PC  |    | <b>E</b> |



TIGHTEN BOLT COMPLETELY



|  |  |  |   |
|--|--|--|---|
|  <p><b>B</b></p> <p>4 PCS</p> |  <p><b>C</b></p> <p>4 PCS</p> |  <p><b>D</b></p> <p>4 PCS</p> |  <p><b>E</b></p> <p>1 PC</p> |
|--|--|--|---|

BE SURE TO CHECK ALL BOLTS AND NUTS

