




Boraam Industries

ASSEMBLY INSTRUCTIONS

SKU: 70018 | CAPELLA DINING HEIGHT BENCH

Note: Maximum Capacity- 2 person,
300lbs per seat



Locate the
HARDWARE PACK
which is attached to
the shipping carton
with red tape.

01/2024



Have questions about
assembling your item?



Items or parts damaged?



Missing a part?

We're here to help! (Monday-Friday from 9am-5pm CST)



847-949-6300
877-267-2261



customerservice@
boraamindustries.com





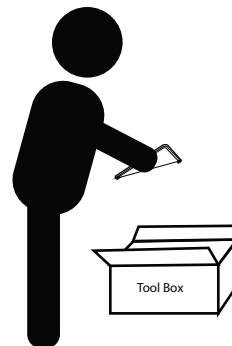

www.boraamindustries.com

Assembly And Care

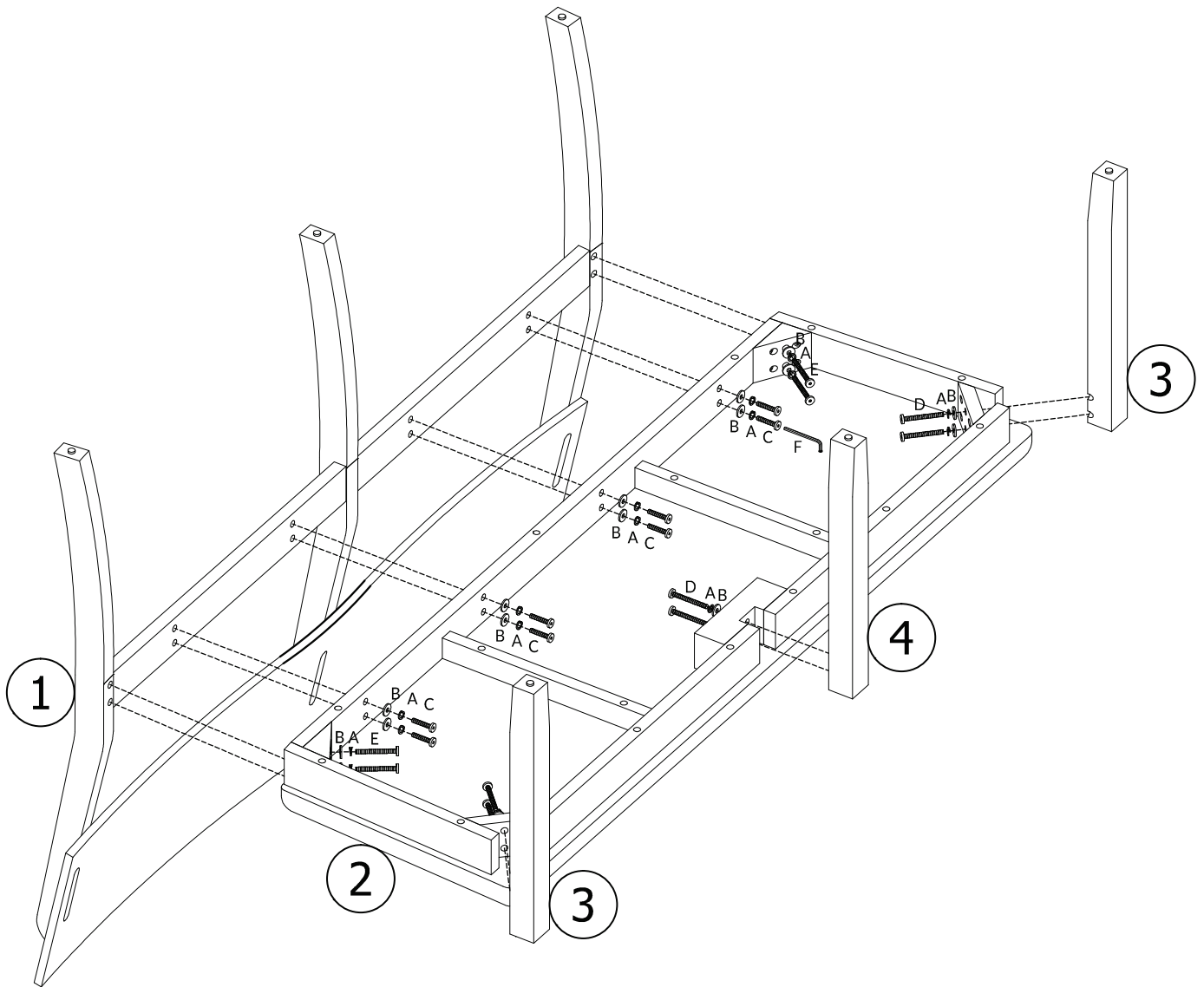
- All tools required for assembly are included unless noted.
- Prior to assembly, check for missing or damaged parts.
- Do not dispose of packing materials until assembly is completed.
- Assemble item on a soft, clean surface to prevent damage to the item.



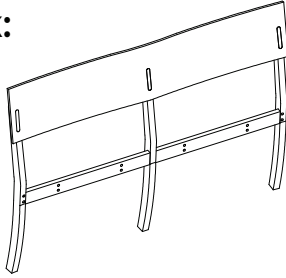
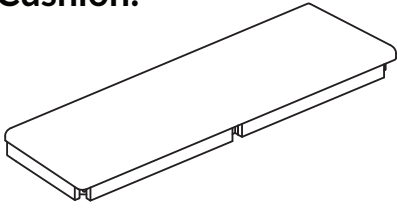


Locate the
HARDWARE PACK
which is attached to the
shipping carton with red
tape.




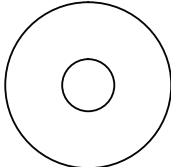
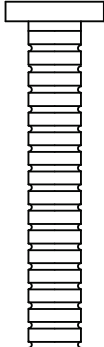
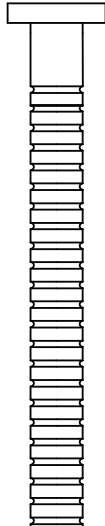
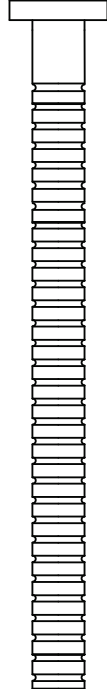

Assembly Overview



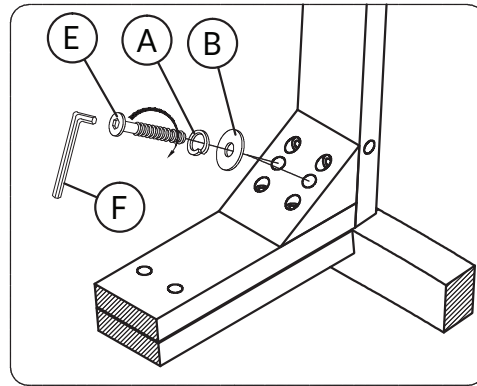
PARTS

<p>① (x1)</p> <p>Chair Back:</p> 	<p>② (x1)</p> <p>Seat Cushion:</p> 
<p>③ (x2)</p> <p>Leg:</p> 	<p>④ (x1)</p> <p>Middle Leg:</p> 

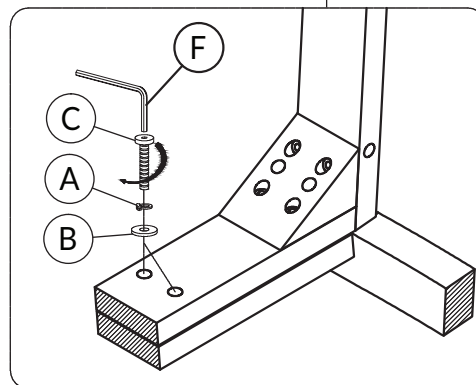
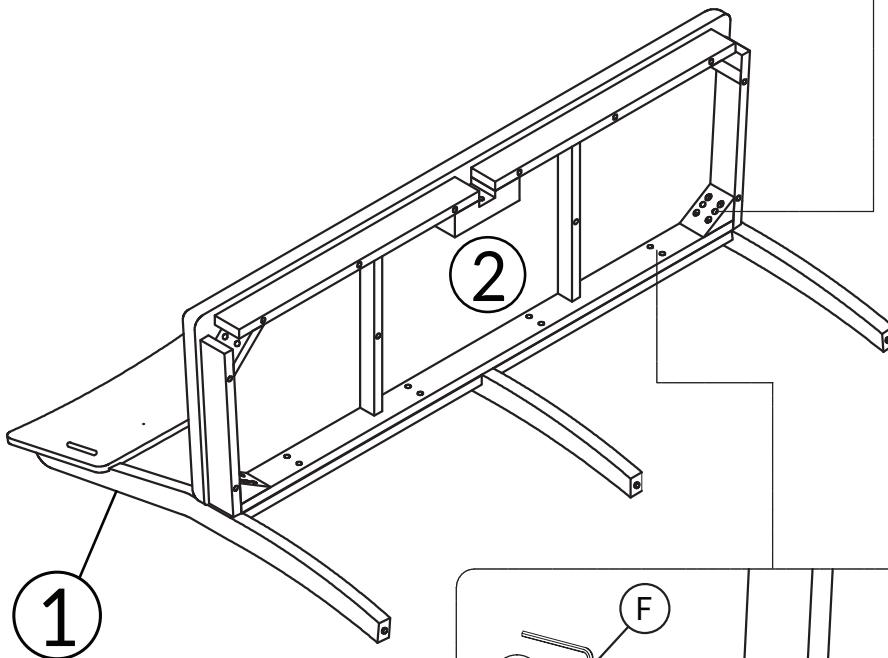
HARDWARE

<p>Ⓐ (x18)</p>  <p>Spring Washer</p>	<p>Ⓑ (x18)</p>  <p>Flat Washer</p>	<p>Ⓒ (x8)</p>  <p>Bolt M6x40</p>	<p>Ⓓ (x6)</p>  <p>Bolt M6x60</p>	<p>Ⓔ (x4)</p>  <p>Bolt M6x80</p>	<p>Ⓕ (x1)</p>  <p>Allen Wrench</p>
-------------------------------------------------------------------------------------------------------------------------	-----------------------------------------------------------------------------------------------------------------------	---------------------------------------------------------------------------------------------------------------------	---------------------------------------------------------------------------------------------------------------------	-----------------------------------------------------------------------------------------------------------------------	-------------------------------------------------------------------------------------------------------------------------

01



4X

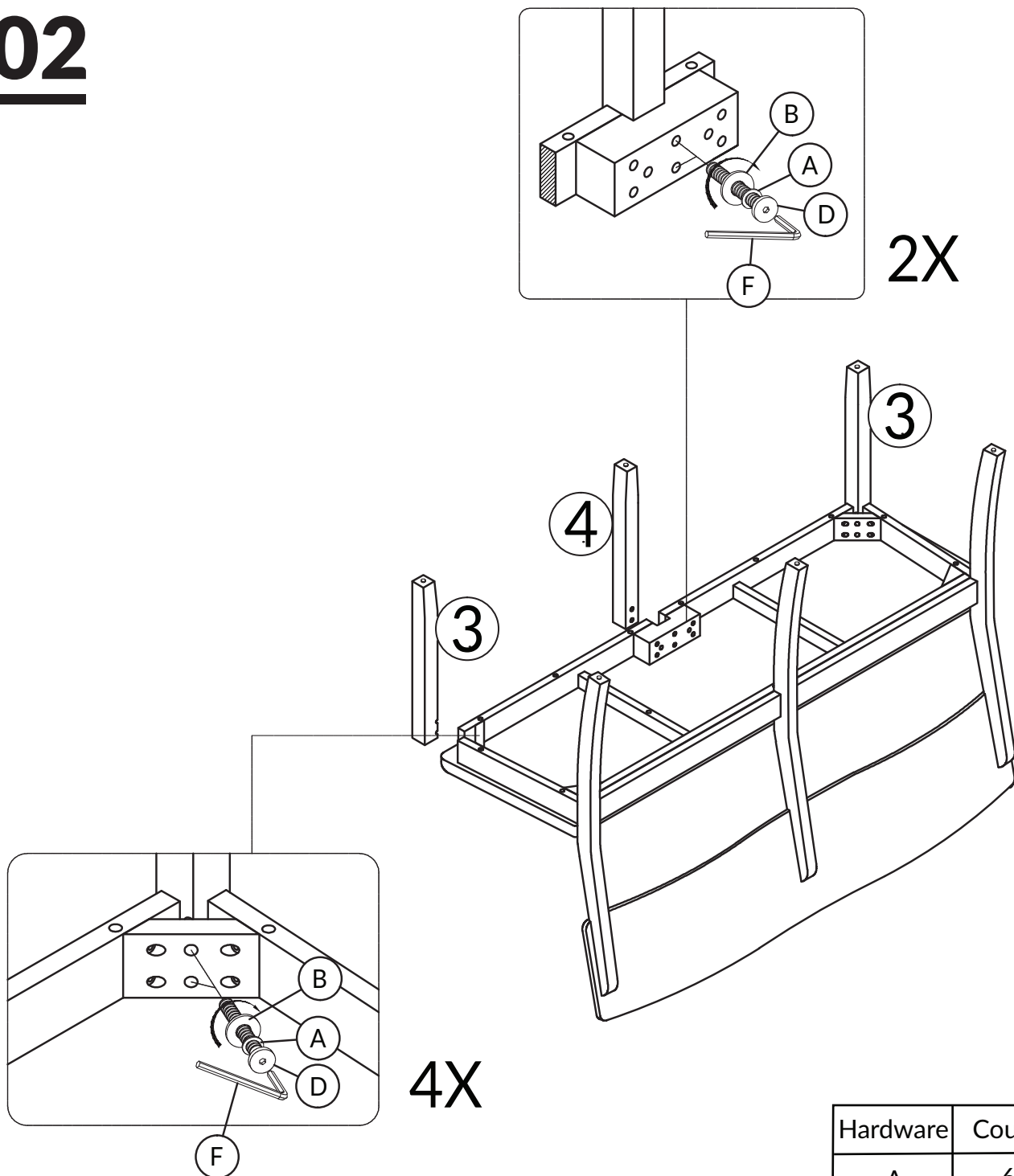


8X

Hardware	Count
A	12
B	12
C	8
E	4
F	1

TIGHTEN BOLT COMPLETELY.


02



Hardware	Count
A	6
B	6
D	6
F	1

TIGHTEN BOLT COMPLETELY.

**Note: Maximum Capacity- 2 person,
300lbs per seat**



BE SURE TO CHECK ALL BOLTS ARE SECURELY TIGHTENED PRIOR TO USE.