




Boraam Industries

ASSEMBLY INSTRUCTIONS

SKU: 91024,91029 | THEODORA T-BACK STOOL
WITH WOOD SEAT FRAME AND CUSHION



Weight Capacity



Locate the
HARDWARE PACK
which is attached to
the shipping carton
with red tape.

01/2025



Have questions about
assembling your item?



Items or parts damaged?



Missing a part?

We're here to help! (Monday-Friday from 9am-5pm CST)



847-949-6300
877-267-2261



customerservice@
boraamindustries.com



www.boraamindustries.com



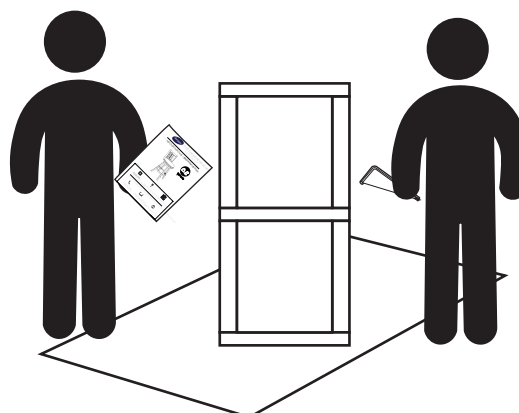


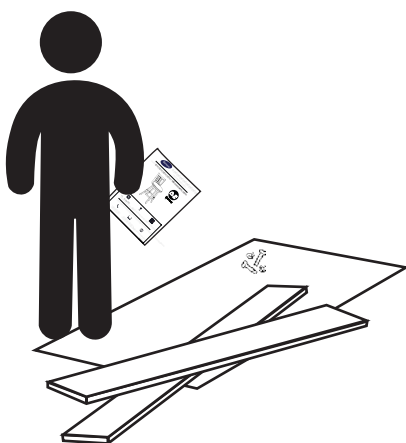
Philips screwdriver
not included.

Assembly And Care

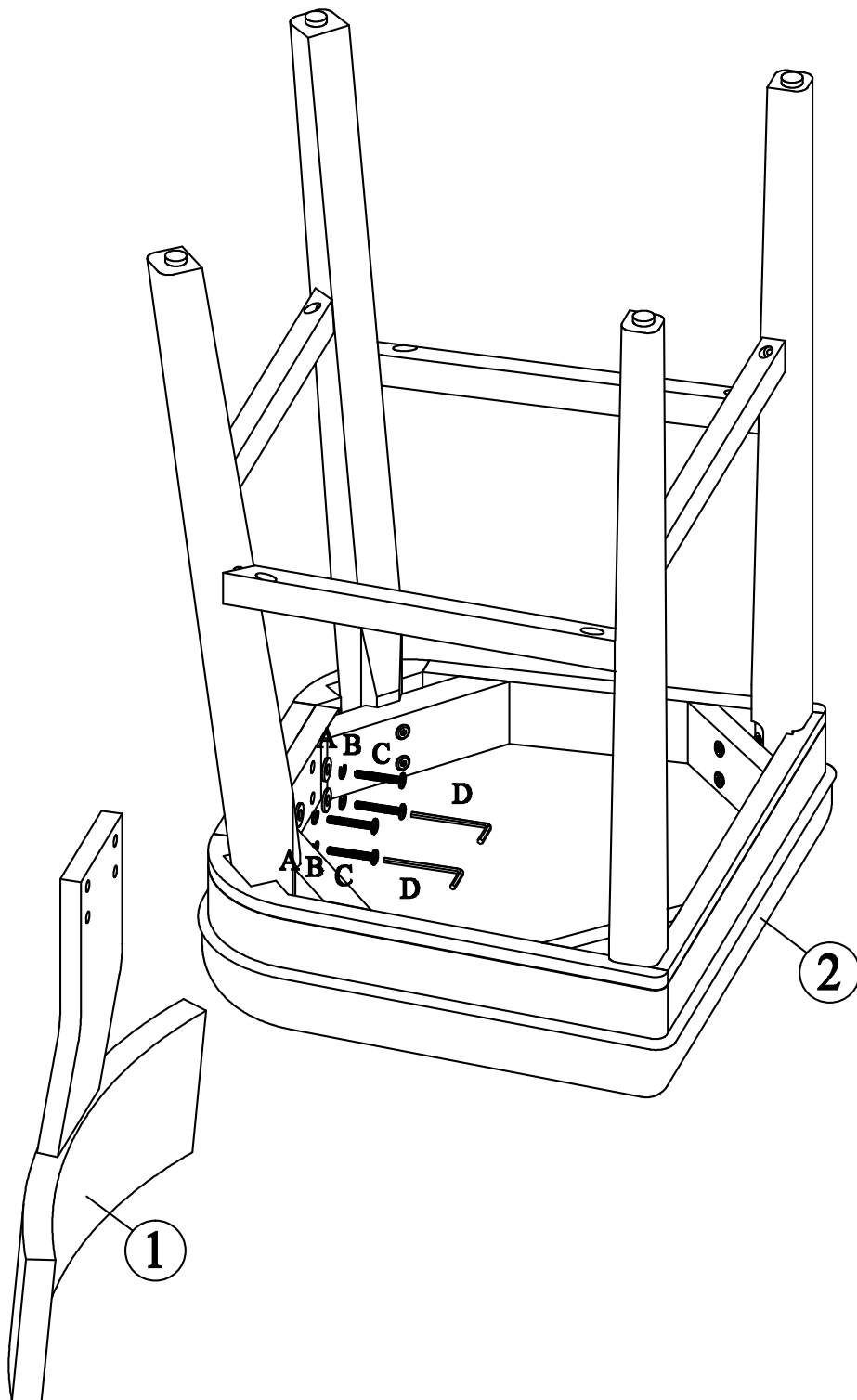
- All tools required for assembly are included unless noted.
- Prior to assembly, check for missing or damaged parts.
- Do not dispose of packing materials until assembly is completed.
- Assemble item on a soft, clean surface to prevent damage to the item.



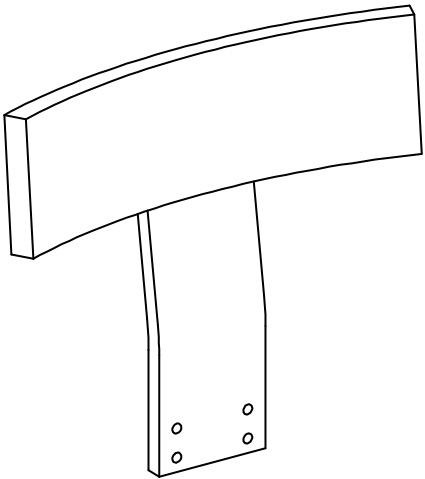

Locate the
HARDWARE PACK
which is attached to the
shipping carton with red
tape.



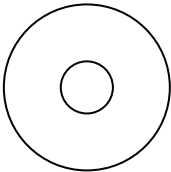
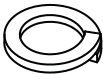


Assembly Overview



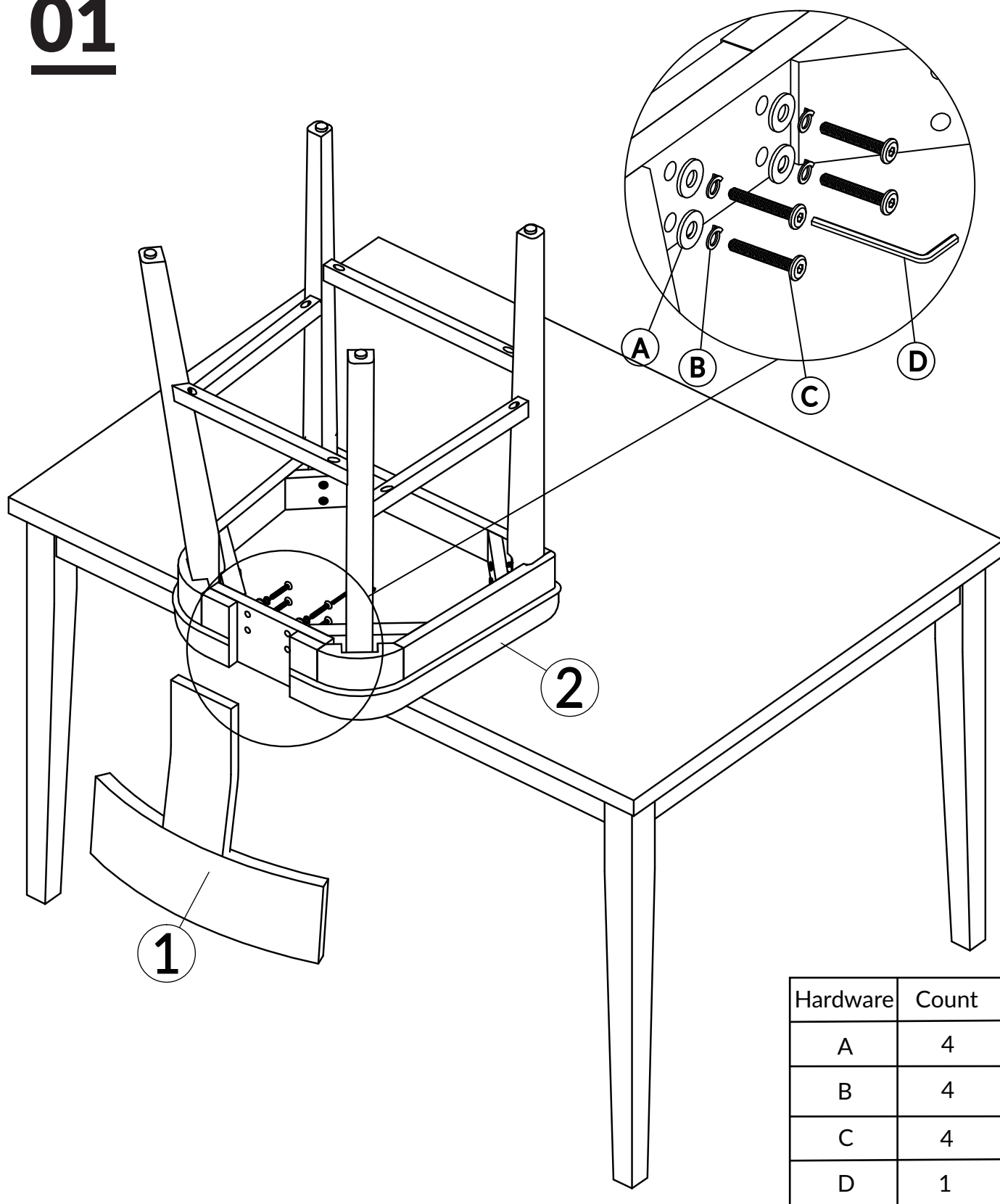
PARTS

① (x1)	② (x1)
<p>Chair Back:</p> 	<p>Seat Frame:</p> 


HARDWARE

Ⓐ (x4)	Ⓑ (x4)	Ⓒ (x4)	Ⓓ (x1)
			
Flat Washer	Spring Washer	Bolt M6x35	Allen Wrench

01



TIGHTEN BOLT COMPLETELY.



Weight Capacity

BE SURE TO CHECK ALL BOLTS ARE SECURELY TIGHTENED PRIOR TO USE.